

ART & DESIGN LONG TERM PLAN



	YEAR 1	YEAR 2	YEAR 3	YEAR 4	YEAR 5	YEAR 6
DRAWING	<p>I work spontaneously and expressively using marks, lines and curves.</p> <p>I can explore tone using different grades of pencil, graphite and charcoal.</p> <p>I use a variety of paper types and all tools/ media offered.</p> <p>I know how to hold and use pencils.</p> <p>I use drawing tools with some dexterity and control to investigate marks.</p> <p>I can produce lines of different thickness using a pencil.</p> <p>I can represent observations with purpose and intention.</p>	<p>I draw using line to represent objects/ shapes observed, remembered or imagined working spontaneously and expressively.</p> <p>I can position lines, curves, shapes or features with some care.</p> <p>I can use tone to represent objects/ shapes observed, remembered or imagined.</p> <p>I can make quick line and shape drawings from observation adding light/ dark tone and features.</p> <p>I have investigated textures by describing, naming, rubbing and copying.</p> <p>I can produce an expanding range of patterns and textures.</p> <p>I can use graphite to create rubbings of textures I find interesting.</p>	<p>I know how to use and manipulate a range of drawing tools with control and dexterity applying teacher guidance.</p> <p>I can shade using different media to achieve a range of light and dark tones, black to white.</p> <p>I can use a combination of line, tone, shape and mark with care to represent objects/ shapes observed, remembered or imagined.</p> <p>I can use a variety of drawing techniques such as: hatching, scribbling, stippling, and blending to create light/ dark lines.</p> <p>I can draw familiar things from different viewpoints and combine images to make new images.</p> <p>I know how to use a sketchbook to record what I see and collect, recording new processes and techniques to support the development of ideas and skills.</p> <p>I know some works by great artists in history.</p>	<p>I investigate and experiment with formal art elements (colour, pattern, texture, line, shape, form and space) to make drawings that convey meaning.</p> <p>I can use different drawing techniques for different purposes such as hatching, scribbling, stippling, and blending.</p> <p>I can draw in line with care (sometimes with a straight edge, sometime free hand) and in scale applying rules of simple perspective.</p> <p>I know that objects have a third dimension and perspective.</p> <p>I know how to use a sketchbook to support the development of a design over several stages.</p> <p>I know how to use a viewfinder to select a view and visual clues in an image, then record what is in the frame.</p> <p>I know about a selected artist and their work.</p>	<p>I can select, use and manipulate a range of coloured media descriptively and expressively to represent objects/ shapes observed, remembered or imagined with increasing accuracy and fluency.</p> <p>I can select appropriate drawing techniques to achieve a specific outcome such as hatching, scribbling, stippling, and blending.</p> <p>I have developed my understanding of simple perspective in using a single focal point and horizon.</p> <p>I can make quick studies from observation to record action or movement with some fluency.</p> <p>I can express ideas and observations responding to advice from others to rework and improve my design idea.</p> <p>I know how to use a sketchbook to plan and develop ideas, gather evidence and investigate testing media.</p> <p>I can select a view and use a viewfinder to record what is in the frame and compile and develop several studies as visual evidence for a purpose.</p>	<p>I know how to convey tonal qualities well, showing good understanding of light and dark on form.</p> <p>I can confidently and strongly use pencil and charcoal in response to light and dark, shadows and well-lit areas.</p> <p>I can use different drawing techniques for different purposes such as hatching, scribbling, stippling, and blending. within my own work, and understand which works well in my work and why.</p> <p>I have developed an awareness of composition, scale and proportion in my drawings.</p> <p>I can develop quick studies from observation recording action and movement with fluency, returning to each study to improve accuracy/ detail.</p> <p>I can plan and complete extended sets of drawings in my sketchbook to plan a painting, print or sculpture.</p> <p>I can annotate a work of art to record ideas and emotions using this to inform design ideas and thumbnail drawings/ designs.</p>

ART & DESIGN LONG TERM PLAN



	YEAR 1	YEAR 2	YEAR 3	YEAR 4	YEAR 5	YEAR 6
PAINTING	<p>I can select different brushes to explore and make marks of different thicknesses.</p> <p>I can start to experiment by mixing a range of secondary colours.</p> <p>I can paint a picture of something I can see or from my memory.</p> <p>I can create mood in my painting using colours and shades.</p>	<p>I can experiment with different tools and techniques including layering, mixing media and adding texture.</p> <p>I know the primary colours and which ones to mix together to make secondary colours.</p> <p>I can explore lightening and darkening of colours without using blank and white to achieve shades.</p> <p>I can make tints by adding white paint and tones by adding black paint.</p>	<p>I can use a range of brushes to create an effect.</p> <p>I can create a background using a wash.</p> <p>I can experiment with different effects and textures eg blocking in colour, washes, thickened paint.</p> <p>I understand how artists use warm and cool colour, and use this when mixing paint to express a mood in my work.</p> <p>I can use a sketch book to plan and develop simple ideas and to store information on colour mixing and the colour wheel.</p>	<p>I can successfully use shading to create mood and feeling in my paintings.</p> <p>I can explore the effect on paint of adding water, glue, sand and sawdust.</p> <p>I can begin to choose the appropriate media to work with, choosing paints and implements appropriately.</p> <p>I can use light and dark within my paintings and show an understanding of complimentary colours.</p> <p>I can use my sketchbook to collect visual information from different sources and to try out ideas and plan colours for future work.</p> <p>I can start to look at working in the style of a selected artist (not copying).</p>	<p>I can demonstrate secure knowledge of primary and secondary, warm and cold, complimentary and contrasting colours.</p> <p>I can mix and match colours to atmosphere and light effects. I can mix colour, shades and tones with confidence, building on previous knowledge.</p> <p>I can develop a painting from a drawing.</p> <p>I can experiment and begin to use my own style of painting.</p> <p>I can recognise the art of key artists and begin to place them in key movements or historical events.</p>	<p>I can plan and paint symbols, forms, shapes and composition through exploring the work of other artists to inform my painting.</p> <p>I can create a range of different effects by using a variety of tools and techniques such as dots, scratches and splashes, and applying paint in layers, saying which works well and why.</p> <p>I can show the effect of light and colour, texture and tone on natural and man-made objects.</p> <p>I can use my sketchbook to collect and record visual information from different sources, as well as planning and collecting source material.</p> <p>I can use my own style of painting and describe what this is.</p> <p>I can adapt my work and describe how I could develop it further, annotating in my sketchbook.</p>

ART & DESIGN LONG TERM PLAN



	YEAR 1	YEAR 2	YEAR 3	YEAR 4	YEAR 5	YEAR 6
SCULPTURE		<p>I can handle and manipulate rigid and malleable materials such as clay, salt dough, card and found objects to represent something known and suggest familiar objects or things.</p> <p>I can join recycled, natural and man-made materials to build a construction/ sculpture.</p> <p>I can cut shapes using scissors and other modelling tools.</p> <p>I can manipulate clay in a variety of ways e.g. rolling, pinching, kneading, shaping.</p> <p>I can impress and apply simple decoration to malleable materials.</p> <p>I can shape and model in malleable/ plastic materials and control form to assemble basic shapes or forms e.g. bodies/ heads and add surface features.</p> <p>I can use clay to construct a simple functional model/ form such as a pinch pot, coil pot or tile smoothing and joining clay with care.</p> <p>I can respond to sculptures and craft artists to help me adapt and make my own work.</p> <p>I use tools and equipment safely and in the correct way.</p>		<p>I can produce larger ware using pinch/ slab/ coil techniques.</p> <p>I can make a slip to join two pieces of clay and construct a simple clay base for extending and modelling other shapes.</p> <p>I can build in clay a functional form using two/ three building techniques.</p> <p>I can create intricate surface patterns/ textures using rigid and plastic materials and a variety of tools.</p> <p>I can construct a structure in linear or soft media before covering the surface to make a form.</p> <p>I can design and make a 3D form as a maquette for a larger imagined piece and consider form/ function.</p> <p>I can identify and assemble found materials to make a new form, carefully covering with papier mache.</p> <p>I can scale a design up to a larger scale and work as part of a group to create a human scale structure or form.</p> <p>I can work in a safe, organised way, caring for equipment.</p>	<p>I can recognise sculptural forms in the environment including furniture and buildings.</p> <p>I have used a stimuli for the starting point for 3D work with a particular focus on form, shape, pattern, texture, colour.</p> <p>I have combined pinching, slabbing and coiling to produce end pieces.</p> <p>I can recreate 2D images in 3D, looking at one area of experience, e.g. recreate a landscape or figure focusing on form/ surface.</p> <p>I have modelled over an armature: newspaper frame for papier mache.</p> <p>I can make imaginative use of the knowledge I have acquired of tools, techniques and materials to express own ideas and feelings</p> <p>I can apply knowledge of different techniques to expressive scale, weight or a concept.</p> <p>I have developed understanding of different ways of finishing work: glaze, paint, polish.</p> <p>I can use carving as a form of 3D art.</p> <p>I can adapt work as and when necessary and explain why.</p> <p>I can compare the style of different styles and approaches: Moore, Aztec.</p>	

ART & DESIGN LONG TERM PLAN



	YEAR 1	YEAR 2	YEAR 3	YEAR 4	YEAR 5	YEAR 6
PRINTING	<p>I can take rubbings from different textures to inform my own texture prints.</p> <p>I can explore printing simple pictures with a range of hard and soft, natural and manmade objects/materials eg cork, pen barrels, sponge, vegetables, fruit</p> <p>I can make a repeating pattern and recognise pattern in the environment.</p> <p>I can explore different printing techniques eg monoprint, block, relief and resist printing.</p> <p>I can design and make my own printing block.</p>					

ART & DESIGN LONG TERM PLAN




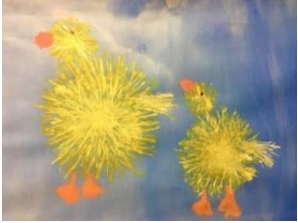




	YEAR 1	YEAR 2	YEAR 3	YEAR 4	YEAR 5	YEAR 6
COLLAGE			<p>I can select, sort and modify by cutting and tearing with care, before adding other marks and colour to represent an idea.</p> <p>I can accurately cut multiple shapes with scissors, and arrange these on a surface for a purpose.</p> <p>I can use the skills of overlapping and overlaying to place objects in front and behind.</p> <p>I can select and use found materials with art media to represent a surface or thing eg water.</p> <p>I can experiment with creating mood, feeling and movement using different media.</p>			






ART & DESIGN LONG TERM PLAN







	YEAR 1	YEAR 2	YEAR 3	YEAR 4	YEAR 5	YEAR 6
TEXTILES						<p>I can print on fabric using a monoprint block or tile, or as part of a group using a simple stencil.</p> <p>I can attach different elements using stitching – straight stitch, running or cross stitch. I can produce more complex patterns using different needles, with care and some accuracy.</p> <p>I can select and use contrasting colours and textures in stitching and weaving.</p> <p>I can dye fabrics and use tie-dye techniques to control and create a fabric image.</p>

	Drawing	Painting	Printing
Y1	<p>Art Project 1a: https://www.accessart.org.uk/squiggle-drawings-autumn-floor-drawings/</p>  <ul style="list-style-type: none"> I work spontaneously and expressively using marks, lines and curves. I can explore tone using different grades of pencil, graphite and charcoal. I use a variety of paper types and all tools/ media offered. I know how to hold and use pencils. I use drawing tools with some dexterity and control to investigate marks. I can produce lines of different thickness using a pencil. I can represent observations with purpose and intention. <p>Art Project 1b: https://www.accessart.org.uk/shells-observational-and-imaginative-drawing/</p>  <ul style="list-style-type: none"> I work spontaneously and expressively using marks, lines and curves. I can produce lines of different thickness using a pencil. 	<p>Art Project 1c: https://www.accessart.org.uk/painting-a-rainbow-forest/</p>  <ul style="list-style-type: none"> I can select different brushes to explore and make marks of different thicknesses. I can start to experiment by mixing a range of secondary colours. I can paint a picture of something I can see or from my memory. I can create mood in my painting using colours and shades. <p>Art Project 1d: https://www.accessart.org.uk/burton-hathow-ducklings/</p>  <ul style="list-style-type: none"> I can select different brushes to explore and make marks of different thicknesses. I can start to experiment by mixing a range of secondary colours. I can paint a picture of something I can see or from my memory. I can create mood in my painting using colours and shades. 	<p>Art Project 1e: https://www.accessart.org.uk/painting-savannah-chloe-williams/</p>  <ul style="list-style-type: none"> I can take rubbings from different textures to inform my own texture prints. I can make a repeating pattern and recognise pattern in the environment. I can explore different printing techniques eg monoprint, block, relief and resist printing. <p>Art Project 1f: https://www.accessart.org.uk/hands-feet-and-flowers/</p>  <ul style="list-style-type: none"> I can explore printing simple pictures with a range of hard and soft, natural and manmade objects/materials eg cork, pen barrels, sponge, vegetables, fruit I can explore different printing techniques eg monoprint, block, relief and resist printing. I can design and make my own printing block.







ART & DESIGN LONG TERM PLAN

	<ul style="list-style-type: none"> I can explore tone using different grades of pencil, pastel and chalk. I know how to hold and use drawing tools such as pencils and crayons using them with some dexterity and control to investigate marks and represent observations, memories and ideas with purpose/ intention. 		
Y2	<p style="text-align: center;">Drawing</p> <p>Art Project 2a: https://www.accessart.org.uk/drawing-feathers-perfect-for-mark-making/</p>  <ul style="list-style-type: none"> I draw using line to represent objects/ shapes observed, remembered or imagined working spontaneously and expressively. I can position lines, curves, shapes or features with some care. I can use tone to represent objects/ shapes observed, remembered or imagined. I can make quick line and shape drawings from observation adding light/ dark tone and features. I have investigated textures by describing, naming, rubbing and copying. I can produce an expanding range of patterns and textures. I can use graphite to create rubbings of textures I find interesting. <p>Art Project 2b: https://www.accessart.org.uk/houses-from-around-the-world-international-day-at-monkfield-primary-school/</p>	<p style="text-align: center;">Painting</p> <p>Arts Project 2c: https://www.accessart.org.uk/japan-ceramics-inspire-painting-and-painting-inspires-ceramics/</p>  <ul style="list-style-type: none"> I can experiment with different tools and techniques including layering, mixing media and adding texture. I know the primary colours and which ones to mix together to make secondary colours. I can explore lightening and darkening of colours without using blank and white to achieve shades. I can make tints by adding white paint and tones by adding black paint. <p>Art Project 2d: https://www.accessart.org.uk/paint-colour-and-autobiographical-imagery/</p> 	<p style="text-align: center;">Sculpture</p> <p>Art Project 2e: https://www.accessart.org.uk/fruit-pinch-pot-project/</p>  <ul style="list-style-type: none"> I can manipulate clay in a variety of ways e.g. rolling, pinching, kneading, shaping. I can impress and apply simple decoration to malleable materials. I can use clay to construct a simple functional model/ form such as a pinch pot, coil pot or tile smoothing and joining clay with care. I use tools and equipment safely and in the correct way. <p>Art Project 2f: https://www.accessart.org.uk/flying-minpin-birds/</p>  <ul style="list-style-type: none"> I can handle and manipulate rigid and malleable materials such as clay, salt dough, card and found objects to represent something known and suggest familiar objects or things.







ART & DESIGN LONG TERM PLAN

	 <ul style="list-style-type: none"> • I draw using line to represent objects/ shapes observed, remembered or imagined working spontaneously and expressively. • I can position lines, curves, shapes or features with some care. • I can use tone to represent objects/ shapes observed, remembered or imagined. • I can make quick line and shape drawings from observation adding light/ dark tone and features. • I have investigated textures by describing, naming, rubbing and copying. • I can use graphite to create rubbings of textures I find interesting. 	<ul style="list-style-type: none"> • I can experiment with different tools and techniques including layering, mixing media and adding texture. • I know the primary colours and which ones to mix together to make secondary colours. • I can explore lightening and darkening of colours without using blank and white to achieve shades. • I can make tints by adding white paint and tones by adding black paint. 	<ul style="list-style-type: none"> • I can join recycled, natural and man-made materials to build a construction/ sculpture. • I can cut shapes using scissors and other modelling tools. • I can shape and model in malleable/ plastic materials and control form to assemble basic shapes or forms e.g. bodies/ heads and add surface features. • I can respond to sculptures and craft artists to help me adapt and make my own work. • I use tools and equipment safely and in the correct way.
Y3	<p style="text-align: center;">Drawing</p> <p>Art Project 3a: https://www.accessart.org.uk/thoughtful-mark-making/</p>  <ul style="list-style-type: none"> • I know how to use and manipulate a range of drawing tools with control and dexterity applying teacher guidance. • I can shade using different media to achieve a range of light and dark tones, black to white. • I can use a combination of line, tone, shape and mark with care to represent objects/ shapes observed, remembered or imagined. • I can use a variety of drawing techniques such as: hatching, scribbling, stippling, and blending to create light/ dark lines. 	<p style="text-align: center;">Painting</p> <p>Art Project 3c: https://www.accessart.org.uk/exploring-through-watercolour-part-one/</p>  <ul style="list-style-type: none"> • I can use a range of brushes to create an effect. • I can create a background using a wash. • I can experiment with different effects and textures eg blocking in colour, washes, thickened paint. • I understand how artists use warm and cool colour, and use this when mixing paint to express a mood in my work. • I can use a sketch book to plan and develop simple ideas and to store information on colour mixing and the colour wheel. 	<p style="text-align: center;">Collage</p> <p>Art Project 3e: https://www.accessart.org.uk/ink-collage-inspired-by-the-wolf-wilder/</p>  <ul style="list-style-type: none"> • I can select, sort and modify by cutting and tearing with care, before adding other marks and colour to represent an idea. • I can accurately cut multiple shapes with scissors, and arrange these on a surface for a purpose. • I can use the skills of overlapping and overlaying to place objects in front and behind.

ART & DESIGN LONG TERM PLAN

	<ul style="list-style-type: none"> I can draw familiar things from different viewpoints and combine images to make new images. I know how to use a sketchbook to record what I see and collect, recording new processes and techniques to support the development of ideas and skills. I know some works by great artists in history. <p>Art Project 3b: https://www.accessart.org.uk/drawing-making-inspired-by-where-the-wild-things-are-by-maurice-sendak/</p>  <ul style="list-style-type: none"> I know how to use and manipulate a range of drawing tools with control and dexterity applying teacher guidance. I can use a combination of line, tone, shape and mark with care to represent objects/ shapes observed, remembered or imagined. I can use a variety of drawing techniques such as: hatching, scribbling, stippling, and blending to create light/ dark lines. 	<p>Art Project 3d: https://www.accessart.org.uk/anthropomorphic-animal-paintings/</p>  <ul style="list-style-type: none"> I can use a range of brushes to create an effect. I can create a background using a wash. I can experiment with different effects and textures eg blocking in colour, washes, thickened paint. I understand how artists use warm and cool colour, and use this when mixing paint to express a mood in my work. I can use a sketch book to plan and develop simple ideas and to store information on colour mixing and the colour wheel. 	<ul style="list-style-type: none"> I can select and use found materials with art media to represent a surface or thing eg water. I can experiment with creating mood, feeling and movement using different media. <p>Art Project 3f: https://www.accessart.org.uk/arts-and-minds-constructing-the-world-with-collage/</p>  <ul style="list-style-type: none"> I can select, sort and modify by cutting and tearing with care, before adding other marks and colour to represent an idea. I can accurately cut multiple shapes with scissors, and arrange these on a surface for a purpose. I can use the skills of overlapping and overlaying to place objects in front and behind. I can select and use found materials with art media to represent a surface or thing eg water.
Y4	<p style="text-align: center;">Drawing</p> <p>Art Project 4a: https://www.accessart.org.uk/straight-line-drawings/</p>  <ul style="list-style-type: none"> I investigate and experiment with formal art elements (colour, pattern, texture, line, shape, form and space) to make drawings that convey meaning. I can use different drawing techniques for different purposes such as hatching, scribbling, stippling, and blending. 	<p style="text-align: center;">Painting</p> <p>Art Project 4c: https://www.accessart.org.uk/abstract-face-relief-sculptures/</p>  <ul style="list-style-type: none"> I can explore the effect on paint of adding water, glue, sand and sawdust. I can begin to choose the appropriate media to work with, choosing paints and implements appropriately. 	<p style="text-align: center;">Sculpture</p> <p>Art Project 4e: https://www.accessart.org.uk/decorative-clay-coil-pots/</p>  <ul style="list-style-type: none"> I can produce larger ware using pinch/ slab/ coil techniques. I can make a slip to join two pieces of clay and construct a simple clay base for extending and modelling other shapes. I can build in clay a functional form using two/ three building techniques.

ART & DESIGN LONG TERM PLAN

	<ul style="list-style-type: none"> I can draw in line with care (sometimes with a straight edge, sometimes free hand) and in scale applying rules of simple perspective. I know how to use a sketchbook to support the development of a design over several stages. I know how to use a viewfinder to select a view and visual clues in an image, then record what is in the frame. I know about a selected artist and their work. <p>Art Project 4b: https://www.accessart.org.uk/wall-drawings-with-tape/</p>  <ul style="list-style-type: none"> I can use different drawing techniques for different purposes such as hatching, scribbling, stippling, and blending. I can produce an expanding range of patterns and textures. I use drawing to design and arrange research and elements of ideas to compose and plan. I know how to use a sketchbook to support the development of a design over several stages. 	<ul style="list-style-type: none"> I can use light and dark within my paintings and show an understanding of complimentary colours. I can use my sketchbook to collect visual information from different sources and to try out ideas and plan colours for future work. I can start to look at working in the style of a selected artist (not copying) – Pablo Picasso <p>Art Project 4d: https://www.accessart.org.uk/oil-pastel-and-graphite-on-plaster/</p>  <ul style="list-style-type: none"> I can begin to choose the appropriate media to work with, choosing paints and implements appropriately. I can use light and dark within my paintings and show an understanding of complimentary colours. I can use my sketchbook to collect visual information from different sources and to try out ideas and plan colours for future work. I can start to look at working in the style of a selected artist (not copying) – Vincent Van Gogh 	<ul style="list-style-type: none"> I can create intricate surface patterns/ textures using rigid and plastic materials and a variety of tools. I can construct a structure in linear or soft media before covering the surface to make a form. I can work in a safe, organised way, caring for equipment. <p>Art Project 4f: https://www.accessart.org.uk/long-legged-animals-by-years-3-4-making-club/</p>  <ul style="list-style-type: none"> I can create intricate surface patterns/ textures using rigid and plastic materials and a variety of tools. I can construct a structure in linear or soft media before covering the surface to make a form. I can design and make a 3D form as a maquette for a larger imagined piece and consider form/ function. I can identify and assemble found materials to make a new form, carefully covering with papier mache. I can scale a design up to a larger scale and work as part of a group to create a human scale structure or form. I can work in a safe, organised way, caring for equipment.
Y5	<p style="text-align: center;">Drawing</p> <p>Art Project 5a: https://www.accessart.org.uk/simple-perspective-for-children-an-introduction/</p> 	<p style="text-align: center;">Painting</p> <p>Art Project 5c: https://www.accessart.org.uk/paint-swing-o-meter/</p> 	<p style="text-align: center;">Sculpture</p> <p>Art Project 5e: https://www.accessart.org.uk/sculpture-masterclass-year-4-age-8-9/</p> 

ART & DESIGN LONG TERM PLAN

- I can select, use and manipulate a range of coloured media descriptively and expressively to represent objects/ shapes observed, remembered or imagined with increasing accuracy and fluency.
- I can select appropriate drawing techniques to achieve a specific outcome such as hatching, scribbling, stippling, and blending.
- I have developed my understanding of simple perspective in using a single focal point and horizon.
- I can make quick studies from observation to record action or movement with some fluency.
- I can express ideas and observations responding to advice from others to rework and improve my design idea.
- I know how to use a sketchbook to plan and develop ideas, gather evidence and investigate testing media.
- I can select a view and use a viewfinder to record what is in the frame and compile and develop several studies as visual evidence for a purpose.

Art Project 5b:

<https://www.accessart.org.uk/exploring-portraits-eleanor-somerset/>



- I can select, use and manipulate a range of coloured media descriptively and expressively to represent objects/ shapes observed, remembered or imagined with increasing accuracy and fluency.
- I can select appropriate drawing techniques to achieve a specific outcome such as hatching, scribbling, stippling, and blending.
- I can make quick studies from observation to record action or movement with some fluency.

- I can demonstrate secure knowledge of primary and secondary, warm and cold, complimentary and contrasting colours.
- I can mix and match colours to atmosphere and light effects. I can mix colour, shades and tones with confidence, building on previous knowledge.
- I can experiment and begin to use my own style of painting.
- I can recognise the art of key artists and begin to place them in key movements or historical events.

Art Project 5d:

<https://www.accessart.org.uk/painting-the-storm-exploring-watercolour-and-graphite/>



- I can demonstrate secure knowledge of primary and secondary, warm and cold, complimentary and contrasting colours.
- I can mix and match colours to atmosphere and light effects. I can mix colour, shades and tones with confidence, building on previous knowledge.
- I can develop a painting from a drawing.
- I can experiment and begin to use my own style of painting.

- I can recognise sculptural forms in the environment including furniture and buildings.
- I have used a stimuli for the starting point for 3D work with a particular focus on form, shape, pattern, texture, colour.
- I can make imaginative use of the knowledge I have acquired of tools, techniques and materials to express own ideas and feelings
- I can apply knowledge of different techniques to express scale, weight or a concept.






Art Project 5f:

www.accessart.org.uk/demon-dog-heads-by-andy-cairns/



- I have combined pinching, slabbing and coiling to produce end pieces.
- I can recreate 2D images in 3D, looking at one area of experience, e.g. recreate a landscape or figure focusing on form/ surface.
- I have modelled over an armature: newspaper frame for papier mache.
- I have developed understanding of different ways of finishing work: glaze, paint, polish.
- I can use carving as a form of 3D art.
- I can adapt work as and when necessary and explain why.
- I can compare the style of different styles and approaches: Moore, Aztec.

ART & DESIGN LONG TERM PLAN

	<ul style="list-style-type: none"> I can express ideas and observations responding to advice from others to rework and improve my design idea. I know how to use a sketchbook to plan and develop ideas, gather evidence and investigate testing media. 		
<p>Y6</p>	<p style="text-align: center;">Drawing</p> <p>Art Project 6a: https://www.accessart.org.uk/graphic-inky-still-life/</p>  <ul style="list-style-type: none"> I know how to convey tonal qualities well, showing good understanding of light and dark on form. I can confidently and strongly use pencil and charcoal in response to light and dark, shadows and well-lit areas. I can use different drawing techniques for different purposes such as hatching, scribbling, stippling, and blending. within my own work, and understand which works well in my work and why. I have developed an awareness of composition, scale and proportion in my drawings. I can develop quick studies from observation recording action and movement with fluency, returning to each study to improve accuracy/ detail. I can plan and complete extended sets of drawings in my sketchbook to plan a painting, print or sculpture. I can annotate a work of art to record ideas and emotions using this to inform design ideas and thumbnail drawings/ designs. <p>Art Project 6b: https://www.accessart.org.uk/pastel-and-rubber-chiaroscuro-drawings/ https://www.tate.org.uk/whats-on/tate-britain/exhibition/frank-auerbach/auerbach-introduction</p>	<p style="text-align: center;">Painting</p> <p>Art Project 6c: https://www.accessart.org.uk/making-an-urban-landscape-painting-by-james-nairne/</p>  <ul style="list-style-type: none"> I can create a range of different effects by using a variety of tools and techniques such as dots, scratches and splashes, and applying paint in layers, saying which works well and why. I can show the effect of light and colour, texture and tone on natural and man-made objects. I can use my sketchbook to collect and record visual information from different sources, as well as planning and collecting source material. I can use my own style of painting and describe what this is. <p>Art Project 6d: https://www.accessart.org.uk/teenagers-paint-a-canvas-with-scolaquip/</p>  <ul style="list-style-type: none"> I can plan and paint symbols, forms, shapes and composition through exploring the work of other artists to inform my painting. 	<p style="text-align: center;">Textiles</p> <p>Art Project 6e: https://www.accessart.org.uk/pop-up-puppets-inspired-by-a-historical-painting/</p>  <ul style="list-style-type: none"> I can print on fabric using a monoprint block or tile, or as part of a group using a simple stencil. I can attach different elements using stitching – straight stitch, running or cross stitch. I can produce more complex patterns using different needles, with care and some accuracy. I can select and use contrasting colours and textures in stitching and weaving. I can dye fabrics and use tie-dye techniques to control and create a fabric image. <p>Art Project 6f: https://www.accessart.org.uk/3d-drawing-frame/</p> 

ART & DESIGN LONG TERM PLAN



- I know how to convey tonal qualities well, showing good understanding of light and dark on form.
- I can confidently and strongly use charcoal and pastels in response to light and dark, shadows and well-lit areas.
- I can use different drawing techniques for different purposes such as hatching, scribbling, stippling, and blending. within my own work, and understand which works well in my work and why.
- I have developed an awareness of composition, scale and proportion in my drawings.

- I can create a range of different effects by using a variety of tools and techniques such as dots, scratches and splashes, and applying paint in layers, saying which works well and why.
- I can show the effect of light and colour, texture and tone on natural and man-made objects.
- I can adapt my work and describe how I could develop it further, annotating in my sketchbook.

An open-ended brief project for students to work with materials other than fabric.